

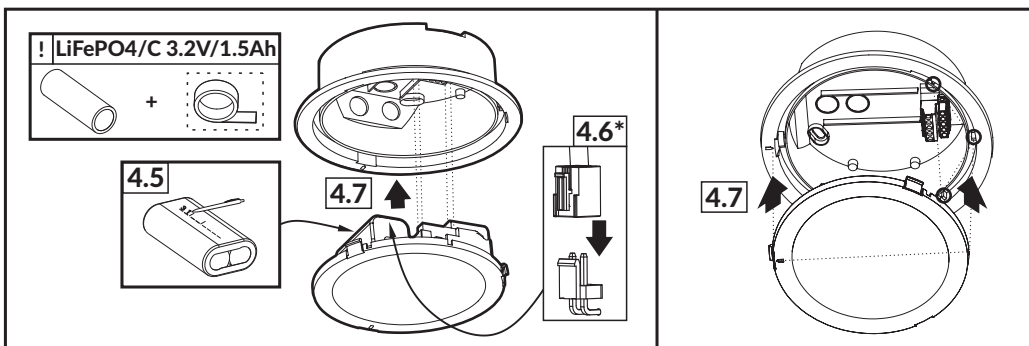
**TM TECHNOLOGIE**  
emergency & evacuation lighting

**iTECH**

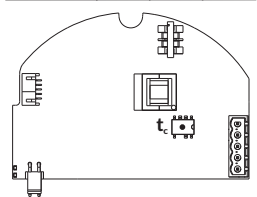
IP 65 LED 3h 850 °C

210 ÷ 250 V AC  
50 / 60 Hz  
186 ÷ 254 V DC

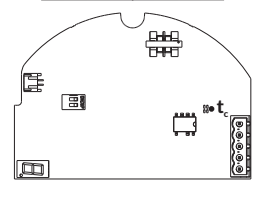
10+40°C  
COB  
-15+40°C  
CB1  
-55+35°C  
CB2  
-10+40°C  
0.4 m  
EAC  
CNBOP-PIB  
05 CE



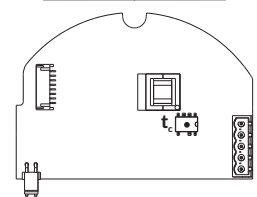
iTECH	M	NM	CB
t <sub>c</sub> [°C]	95	76	78



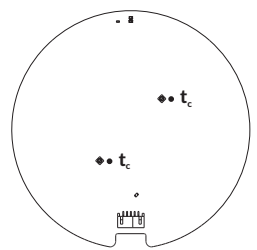
iTECH	CBA
t <sub>c</sub> [°C]	84



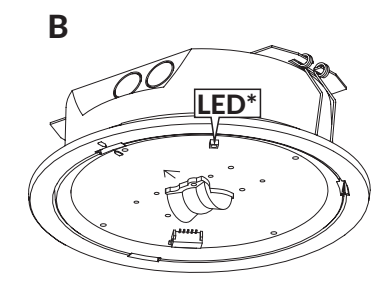
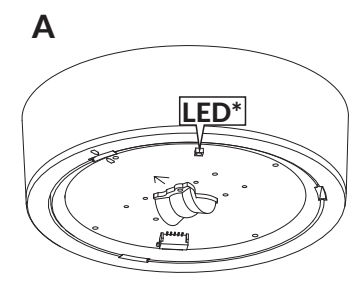
iTECH	M6
t <sub>c</sub> [°C]	94



iTECH	1 LED	2 LED
t <sub>c</sub> [°C]		57



! CB = CB1  
• CBA = CB3



**CBA, DATA 2**

